

SCHOOL IMPROVEMENT

GOALS

Academics:

- Increase percent of students who are “on-track”/grade level on age appropriate academic measures for grades K-8.
- Isanti High School will implement High Quality Instructional Materials in ELA & Math for Tier 1 instruction by the end of 2023-2024 School Year.

Attendance:

- Reduce chronic absenteeism by 10% for each school.


Staff Development:

- Provide monthly staff development aligned to implementation of High Quality Instructional Materials, Instructional Coherence, Strong Instruction, Grade Appropriate Assignments, High Expectations, and/or Student Engagement, including structures to indigenize practices and content for students.

Climate and Culture:

- Host monthly family nights to build relationships with caregivers and stakeholders.
- Administer a quarterly survey to staff, and bi-annual surveys to students and families to understand their experiences related to the vision of the school.

more details can be found on
www.isanti.school



About Us



Santee is located in the beautiful rolling hills of Knox County, Nebraska. Santee was founded in June of 1866 when our ancestors were forcibly removed from our homeland in Minnesota and moved to Crow Creek, SD then moved to present day Santee.

Modern day Santee has grown as a community with a state of the art health clinic, a casino, fire hall, swimming pool, youth centers, justice center, grocery store, C-store, police station, Head Start, PK-12 Isanti Community School and a building for The Nebraska Indian Community College Santee campus. Housing continues to be constructed. The current school was opened in 1976 funded by a federal grant. This original building has been added on to multiple times, but continues to serve the children of the Isanti Dakota Nation. The school currently has an enrollment of 223 students Pre-k through 12th Grade.

There are two principals, a dean of students, a superintendent, 39 certified teachers and 45 additional staff members. In addition to core curriculum variety of courses are offered to students of all ages, including culture class/Dakota Language, STEM, P.E., and industrial arts with emphasis on leatherworks for High School students.

Website

www.isanti.school

Facebook Page

<https://www.facebook.com/isantischools>

Vision Statement

Isanti Community School ensures all students are prepared to be successful members of society.

Mission Statement - policy 1003

Isanti cares for students through career exploration, cultural growth, character development, and community involvement

2022 - 23 Annual Report



ISANTI

Community School

STAFF DEMOGRAPHICS

ADMINISTRATION

Superintendent: David Mroczek(Fall), Greg Shepard(Spring)

K-8 Principal: Cindy Nagel

9-12 Principal: Shawn McDiffett(Fall),

9-12 Assistant Principal: Noella Eagle

MASTER'S DEGREE

Data Years	State	District	State	District	State	District
2022-2023	23757.82	29.65	13839.15	9.75	58.25%	32.88%
2021-2022	23962.20	31.90	13830.51	6.00	57.72%	18.81%

EXPERIENCE

AVERAGE YEARS OF TEACHING EXPERIENCE		
Data Years	State	District
2022-2023	13.86	10.52
2021-2022	13.94	8.44

SALARY

AVERAGE TEACHING SALARY		
Data Years	State	District
2022-2023	58923	53508
2021-2022	57536	51163

TEACHERS ON A PROVISIONAL CERTIFICATE

Data Years	State	District	State	District	State	District
2022-2023	25813.16	37.05	236.29	1.00	0.92%	2.70%
2021-2022	25883.98	36.84	185.67	0.00	0.72%	0.00%

PERFORMANCE

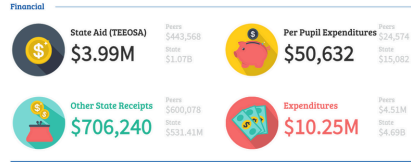
NCSAS - PERCENT PROFICIENT

Data Years	English Language Arts ¹	Mathematics ¹	Science ¹
2022-2023	17%	7%	*

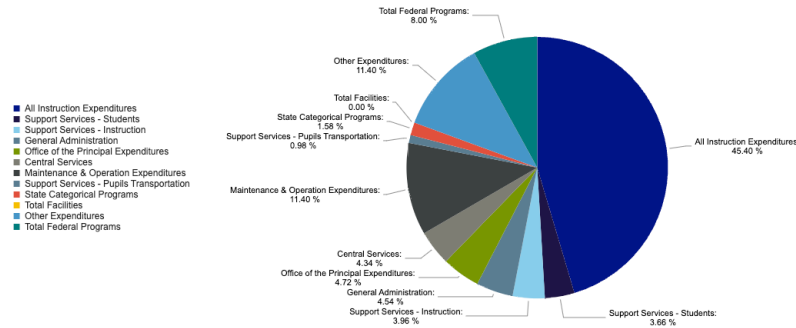
ACT - AVERAGE SCALE SCORE

Level	Data Years	English Language Arts	Mathematics	Science
District	2022-2023	10.1	12.9	13.4
District	2021-2022	9.6	12.8	12.7

FINANCIAL INFORMATION



Financial Expenditures for school year: 2022-2023



	Receipts (click on Amount for more details)	Percent
Local Receipts	\$183,048.00	1.63%
County Receipts	\$7,224.00	0.06%
State Receipts other than TEEOSA	\$706,240.00	6.29%
State Aid (TEEOA)	\$3,990,294.00	35.6%
Federal Receipts	\$6,328,387.00	56.4%
Total Other Financing Sources	\$6,721.00	0.06%
Total Receipts	\$11,221,914.00	100%

Name	General Fund Expenditures Per Pupil				Total Per Pupil Cost		
	ADM (A)	Salaries (B)	Benefits (C)	Federal (D)	State/Local (E)	3% Building & Contents (F)	Per Pupil Cost (G) = D + E + F
ISANTI COMMUNITY SCHOOL (54-0505-000)	193.47	\$23,108	\$8,486	\$4,196	\$43,495	\$2,941	\$50,632
ISANTI HIGH SCHOOL (54-0505-001)	55.53	\$33,842	\$12,283	\$5,151	\$57,897	\$4,883	\$67,931
ISANTI ELEMENTARY SCHOOL (54-0505-002)	97.60	\$23,596	\$8,553	\$4,786	\$44,075	\$2,188	\$51,049
ISANTI MIDDLE SCHOOL (54-0505-003)	40.34	\$7,149	\$3,095	\$1,457	\$22,267	\$2,087	\$25,811

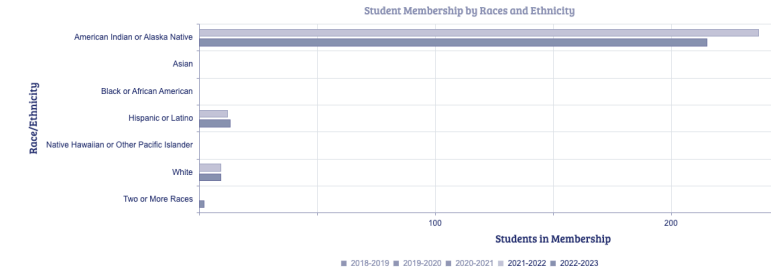


STUDENT DEMOGRAPHICS

STUDENT MEMBERSHIP PK-12

Data Years	PK	KG	1st	2nd	3rd	4th	5th	6th	7th	8th	9th	10th	11th	12th	Total
2022-2023	45	14	23	12	14	17	17	17	11	16	8	13	16	16	239
2021-2022	47	24	15	19	18	19	18	10	16	8	17	17	16	14	258

STUDENT RACE/ETHNICITY



STUDENT MOBILITY

Data Years	PERCENTAGE	
	State	District
2022-2023	3.91%	10.00%
2021-2022	4.22%	5.88%

ACHIEVEMENT

GRADUATION RATE

Expected Graduation Year	Years to Graduate	STATE		DISTRICT	
		Graduation Rate	# Graduates	Graduation Rate	# Graduates
2019	4	88.42%	20491	*%	*
2020	4	87.51%	20690	*%	*
2021	4	87.56%	20914	91.67%	11
2022	4	87.12%	21274	100.0%	13
2023	4	87.25%	21232	94.12%	16

COLLEGE GOING RATE

Data Years	PERCENTAGE				
	Public School	Private School	2-Year College	4-Year College	Total Rate
2022-2023	38.46%	7.69%	23.08%	23.08%	46.15%
2021-2022	28.57%	14.29%	28.57%	14.29%	42.86%